



OF GREAT BRITAIN AND IRELAND

**ASPIRE**  
**Annual Specialist Registrar Educational Programme**

**Annual report 2022 / 23**

# Contents

	<b><u>Page</u></b>
1. The Vascular Society of Great Britain and Ireland	3
2. Introducing ASPIRE	3
2.1 ASPIRE courses	3
2.2 Additional ASPIRE course portfolio	4
2.3. ASPIRE Digital	5
3 Financial Support for Courses	5
4 Contact details	5
Appendix 1	7
Appendix 2	14
Appendix 3 Course Evaluation and Feedback	17

## 1. The Vascular Society of Great Britain and Ireland

The Vascular Society of Great Britain and Ireland is the pre-eminent organisation in the country promoting vascular health by supporting and furthering excellence in education, training and scientific research. As well as representing and providing professional support for over 600 members, the Society has a strong interest in vascular training, to support the future standards of vascular surgeons. For further information on the Vascular Society, please visit: <https://www.vascularsociety.org.uk/>.

## 2. Introducing ASPIRE

To support the future standards and education of vascular surgeons, the Vascular Society launched the **Annual Specialist Registrar Educational (ASPIRE)** programme in October 2013. ASPIRE supports the education and development of trainee vascular surgeons throughout their training, which in turn compliments the national curriculum. Over time, the ASPIRE programme has evolved with additional courses aimed at delivering education across our membership.

The Vascular Society Education and Training Committee, which is currently chaired by Mr Patrick Coughlin, develops, manages and delivers the ASPIRE programme.

### 2.1 ASPIRE Courses

Each year, the ASPIRE programme takes the form of six residential courses, each of which are between 2 and 3 days in duration. Each of the courses are led by a senior expert faculty, giving the trainees access to experienced senior vascular surgeons. The courses are designed to support trainees through each step of their training, and provide valuable mentorship by senior vascular surgeons throughout their journey.

In response to the global challenge, posed by the COVID-19 pandemic, the Vascular Society took an early innovative decision to continue to deliver education via the ASPIRE Digital platform. This has resulted in an overwhelming positive response, and provided a growing resource of education for vascular surgeons.

More recently, we have added a number of additional courses to the ASPIRE portfolio and we will highlight these in this annual report.

Below is a brief outline of the courses.

#### **ASPIRE 3 Introduction to Vascular Surgical Training**

Provides a full introduction and overview of vascular surgical training with an introduction to venous and endovascular techniques.

#### **ASPIRE 4 Essential Operative Techniques**

Uses a cadaveric based approach to facilitate practical understanding in open surgical arterial and venous exposures within the lower and upper limb.

#### **ASPIRE 5 Advanced Vascular Surgery Training**

Provides an overview of the management of several core facets of vascular surgery including the management of AAA, CLTI and Renal Access. This course incorporates a number of practical stations alongside a series of case-based discussions.

**ASPIRE 6    Advanced Operative Techniques**

A cadaveric base course exploring complex arterial and venous exposures in the neck/ thorax and abdomen. This course also explores the management of complex aortic and venous pathologies, providing exposure to the latest technological advances in the endovascular management and infra-, juxta- and suprarenal aortic aneurysmal disease. The course provides an introduction to the role of endovascular technologies in the treatment of deep venous disease.

**ASPIRE 7    Preparation for FRCS (Vasc)**

This course offers simulated clinical examination with patients; simulated oral examinations included academic stations.

**ASPIRE 8    Preparation for Consultant Practice**

During the course of the two days, mock interviews and presentation processes are undertaken, with interface with industry and medico-legal input to provide the trainee with the required skills for not only the consultant interview but for life as an early vascular surgery consultant.

Each of the courses are led by a senior expert faculty, giving the trainees access to experienced senior vascular surgeons. The courses are designed to support trainees through each step of their training, and provide valuable mentorship by senior vascular surgeons throughout their journey.

The ASPIRE course has proved invaluable to the future of vascular surgery.

Appendix 1 provides detailed programmes for each of the courses.

Finally, we would like to thank all the faculty who have helped support the ASPIRE courses this year. The trainees are all grateful for the time you give up to help with the courses and the expertise that you are able to impart. We at the VS Education & Training committee are also hugely grateful for your help and support. Without it, we wouldn't be able to provide the education portfolio that we do.

## **2.2    Additional ASPIRE course portfolio**

Over the last year, the Training and Education Committee of the VS has continued to evolve the educational portfolio on offer to the vascular surgery community within the Great Britain and Ireland.

We have supported the following courses over the last year.

- Training day in conjunction with the Society of Vascular Nursing
- A training day with the focus on our SAS & LED colleagues

Both of these were delivered successfully digitally and will be repeated again next year.

We were also able to support the

- Cadaveric renal access course in Coventry.

Appendix 2 provides detail on these 3 courses.

## **2.3 Aspire Digital**

In response to the global challenge, posed by the COVID-19 pandemic, the Vascular Society took an early innovative decision to continue to deliver education via the ASPIRE Digital platform. This has resulted in an overwhelming response, and provided a growing resource of education for vascular surgeons.

To date, there have been 43 webinars that have been delivered since May 2019. These have delivered in blocks of webinars which have taken place on a Monday at 2000 hours. The format has tended to focus on a topic, presented with an expert panel available for discussion and questions. Attendances has on average been between 40- 50 participants per live session.

Each of the recorded sessions are included on the Vascular Society members' website. This allows for further review of the webinars which has been invaluable to trainees as part of exam preparation.

In addition, some of the sessions have been developed in association with other organisations, e.g. British Association of Chartered Physiotherapists in Amputee Rehabilitation (BACPAR) (<https://bacpar.csp.org.uk/>) and The British Society of Endovascular Therapy (BSET) (<https://www.bset.co.uk/>).

## **3. Financial support for the courses.**

We are greatly indebted to NHS England (previously Health Education England) for their continued support for the ASPIRE programme and allied courses.

The education programme also could not run without industry support, and we would like to recognise the support from the following companies:

- Cook
- Gore
- Bentley
- Terumo aortic
- Medtronic
- Lemonchase
- Penumbra

For the ASPIRE 3 course, GE provided ultrasound machines and Meri life sutures. We are grateful for their support.

## 4. Contact

Please contact the Vascular Society team on the following, who will be delighted to discuss the ASPIRE Education series.

Vascular Society of Great Britain and Ireland  
C/o Executive Business Support  
Davidson Road  
Lichfield  
Staffordshire  
WS14 9DZ

Contact: Gail Ryan  
Telephone: 44 (0) 0207 2057150  
Email: [admin@vascularsociety.org.uk](mailto:admin@vascularsociety.org.uk)  
<https://www.vascularsociety.org.uk/>

## APPENDIX 1

### ASPIRE 3: Introduction to Vascular Surgical Training.

Site: Bristol. Course Convenor: Mr. Tim Beckitt

Dates: 22<sup>nd</sup> & 23<sup>rd</sup> September.

<b>Day One: Friday 22<sup>nd</sup> September 2022</b>				
<i>Time</i>	<i>Content</i>	<i>Format</i>	<i>Faculty</i>	<i>Room</i>
0900-0930	<b>Faculty Meeting</b>		All faculty	
0900-0945	<b>Registration and Refreshments</b>			
0945-1000	<b>Welcome and introduction</b>		Tim Beckitt	All
1000-1030	<b>Curriculum overview</b>	Lecture	Keith Jones	All
<b>1030-1230</b>	<b>Practical skills session 1</b> Group A – Open Surgery Group B – Introduction to Ultrasound and venous intervention Group C – Introduction to Endovascular Therapy Group D – Vascular Emergencies & Radiology	Practical		
<b>1230-1300</b>	<b>Lunch</b>			
<b>1300-1340</b>	<b>Radiation Protection Q and A</b>	Lecture	Charlotte Jones	
<b>1340-1415</b>	<b>ISCP / WBA / MCR Logbook &amp; numbers</b>	Lecture	Keith Jones	
<b>1415-1440</b>	<b>Coffee and refreshments</b>			
<b>1440-1640</b>	<b>Practical skills session 2</b> Group B – Open Surgery Group A – Intro to Ultrasound and venous intervention Group D – Introduction to Endovascular Therapy Group C – Vascular Emergencies & Radiology	Practical		
1640-1715	<b>The National Vascular Registry</b>	Lecture\ Group discussion	Arun Pherwani	All

## Day Two: Saturday 23<sup>rd</sup> September 2023

<i>Time</i>	<i>Content</i>	<i>Format</i>	<i>Faculty</i>	<i>Room</i>
0730	<b>Breakfast at hotel</b>			
0830-0900	<b>Refreshments</b>			
0900-0930	<b>Career Planning/LFTW</b>	Lecture	Hannah Travers	All
0930-1030	<b>Consent</b>	Group discussion	Dan Carradice	All
<b>1030-1230</b>	<b>Practical skills session 3</b> Group C – Open Surgery Group D – Intro to Ultrasound Group A – Introduction to Endovascular Therapy Group B – Vascular Emergencies & Radiology	Practical		
<b>1230-1330</b>	<b>Lunchtime lecture - Career Planning</b>		Christopher Twine	
<b>1330-1530</b>	<b>Practical skills session 4</b> Group D – Open Surgery Group C – Intro to Ultrasound Group B – Introduction to Endovascular Therapy Group A – Vascular Emergencies & Radiology	Practical		
1530-1600	<b>Reflection and feedback</b>	Lecture	Tim Beckitt	
1600-1630	<b>Faculty meeting / Group discussion</b>			



**ASPIRE 4: Exposures in Upper and Lower Limb Vascular Surgery (Cadaveric Course)**  
**Site: Cambridge. Course Convenor: Miss Diane Hildebrand**  
**Dates: 19<sup>th</sup> & 20<sup>th</sup> September.**

**Day 1:**

**Lower limb cadaveric sessions**

**9am: Registration, welcome and introduction.**

**9.30am – 12.30pm: Lower limb cadaveric session 1:**

- Exposure of the CFA and PFA / Sartorius flap and discussion focusing on other pedicled muscle flaps
- Exposure of the mid thigh SFA
- Exposure of the AK pop and BK pop
- 

**12.30pm – 1.30 pm Lunch**

**1.30pm-4.30pm: Lower limb cadaveric session 2:**

- Fem pop bypass / tunnelling / miller vein cuff and other alternatives
- Posterior approach to the popliteal artery
- Exposure of the crural vessels in the calf and the foot

**Day 2:**

**8.00am – 8.30am Coffee / registration**

**8.30am – 9.00am: Lecture – how do you plan your renal access?**

**9.00am – 9.45am: Lecture - Technical aspects to fistula surgery.**

**10am – 12.30pm: Renal access cadaveric session 1**

- Snuffbox fistula
- Radiocephalic AV fistula
- Mid forearm fistula
- Brachiocephalic AV fistula
- Basilic vein transposition
- 

**12.30pm – 1.30: Lunch**

**1.30pm – 2.30pm: Renal access cadaveric session 2**

- Continuation of the fistula session as above

**2.30pm – 3.15pm: Lecture: Fistula outcomes and surveillance.**

**3.15pm – 3.30pm Wash up and feedback**

**ASPIRE 5: Advanced training in Vascular Surgery**  
**Site: Birmingham. Course Convenor: Miss Anna Murray**  
**Dates:**

**ASPIRE 6: Exposures in Head, Neck and Torso for Vascular Surgery (Cadaveric Course)**

**Site: Cambridge. Course Convenor: Miss Diane Hildebrand**

**Dates: 21<sup>st</sup> & 22<sup>nd</sup> September.**

**Day 1:**

**9am: Registration, welcome and introduction.**

9.10am – 9.40am: Lecture management of occluded fistulae.

**9.45am – 11.00am: Cadaveric session 1:**

- Loop grafts
- Hero grafts pAVF if time allows

**11.00am – 1.00pm: Cadaveric session 2:**

- Exposure of the carotid artery
- Exposure of the subclavian artery / axillary artery. Carotid subclavian bypass / transposition
- First rib resection / thoracic outlet surgery

**1.00pm – 1.45 pm Lunch**

**1.50pm-2.30pm: Cadaveric session 2 continued :**

**2.30pm – 4.30pm: Cadaveric session 3**

- Approaches the chest – median sternotomy (& closure)
- Exposure of the head and neck vessels within the chest and revascularisation
- Discussion of the concept of the frozen elephant trunk
- Approaches to the chest – lateral thoracotomy / exposure of the thoracic aorta / open repair of the thoracic aortic aneurysms / closure of chest.

**Lecture: Endovascular management of complex disease of the thoracic aorta**

**Day 2:**

**9am – 1.00pm Cadaveric session 3**

- Exposure of the coeliac artery / SMA / renal arteries
- Bypass to coeliac / SMA / renal artery
- Supraceliac clamp positioning
- Retroperitoneal approach to the aorta
- Exposure of the IVC and the fundamental principles in operating on the cava

**1.00pm – 1.45: Lunch**

1.45pm: Lecture. Management of deep venous disease in 2023.

3.15pm – 3.30pm: Wash up and feedback

**ASPIRE 7: FRCS (Vasc) Examination Course**  
**Site: Worcester. Course Convenor: Mr. Julien Al Shakarchi**  
**Dates: 30-31 March 2023**

**Pre-course Material (online on PGMLE platform)**

- Academic papers
- Guidelines
- Resources
- Lectures

<b>Topic</b>	<b>Faculty</b>
What the exam entails	D Orr
How to pass the FRCS	K Murphy
Managing infected grafts	A Garnham
Carotids: who, what, when and why	P Lintott
Deep Venous Interventions	T Wallace
Vascular Trauma	M Troxler
Vascular access	K El Sakka

**Thursday, 30<sup>th</sup> March 2023**

**Programme: Day 1**

<b>Time</b>	<b>Session</b>	<b>Groups</b>	<b>Room</b>
<i>0830 - 0900</i>	<i>Registration and Refreshments</i>		
0900 - 0920	Welcome and Introduction	All	Lecture Theatre
0920 - 1040	Session 1	Long Cases Short Cases	See Rotation
<i>1040 - 1100</i>	<i>Break</i>		
1100 - 1220	Session 1	Long Cases Short Cases	See Rotation
<i>1220 - 1300</i>	<i>Lunch</i>		
1300 - 1415	Session 2	VIVAs	See Rotation
<i>1415 - 1440</i>	<i>Break</i>		
1440 - 1620	Session 2	VIVAs	See Rotation

**Programme: Day 2**

<b>Time</b>	<b>Session</b>	<b>Groups</b>	<b>Room</b>
<i>0830 - 0900</i>	<i>Registration and Refreshments</i>		
0900 - 1020	Session 1	Long Cases Short Cases	See Rotation
<i>1020 - 1040</i>	<i>Break</i>		
1040 - 1200	Session 1	Long Cases Short Cases	See Rotation
<i>1200 - 1245</i>	<i>Lunch</i>		
1245 - 1415	Session 2	VIVAs	See Rotation
<i>1400 - 1420</i>	<i>Break</i>		
1420 - 1600	Session 2	VIVAs	See Rotation
1600 - 1630	Close & feedback	Faculty and Trainees	Lecture Theatre

**ASPIRE 8: Pre Consultant Course**  
**Site: Liverpool. Course Convenor: Miss Kaji Sritharan**  
**Dates: 23<sup>rd</sup> & 24<sup>th</sup> March**

**Day 1: Thurs 23<sup>rd</sup> March**

**0900-0910**                    **Introduction** (Lecture Theatre) - Miss Kaji Sritharan

*Session Chair*                *Miss Meryl Davis*

**0910-0950**                    **Becoming a Consultant - the Application Process & the Job Plan**  
- Mr Keith Jones, Consultant Vascular Surgeon, Frimley Park Hospital

**0950-1020**                    **Developing Non-Clinical Roles within Consultant Practice**  
- Mr Dan Carradice, Consultant Vascular Surgeon, Hull

**1020-1040**                    **Discussion**

**1100-1210**                    Lecture Th – Presentations (19-24) - 7+ 4 mins Questions + Feedback  
- Miss Meryl Davis (Chair) / Mr Jon Ghosh / Miss Kaji Sritharan

Candidates 1, 2 - Tutorial Room 1 - Mock Interview 30 mins + 5 mins Feed  
back

- Mr Rob Davies / Mr Dan Carradice

Candidates 3, 4 - Tutorial Room 2 - Mock Interview 30 mins + 5 mins  
Feedback

- Prof John Brennan / Miss Sophie Renton

Candidates 5, 6 - Tutorial Room 3 - Mock Interview 30 mins + 5 mins feedback

- Mr Keith Jones / Mr Ansy Egun

*Session Chair*                *Mr Keith Jones*

**1300-1330**                    **What does Management want from a New Consultant Vascular Surgeon?**  
- Prof John Brennan, Deputy Medical Director & Consultant Vascular  
Surgeon, Liverpool

**1330-1400**                    **Introducing a New Service**  
- Mr Rob Davies, Consultant Vascular Surgeon, Leicester

**1400-1420**                    **Discussion**

**1440-1550**                    Lecture Th – Presentations (13-18) – 7 + 4 mins Questions + Feedback  
- Miss Meryl Davis (Chair) / Mr Jon Ghosh / Miss Kaji Sritharan

Candidates 7, 8 - Tutorial Room 1 - Mock Interview 30 mins + 5 mins feedback

- Prof John Brennan / Miss Sophie Renton

Candidates 9, 10 - Tutorial Room 2 - Mock Interview 30 mins + 5 mins feedback

- Mr Dan Carradice / Mr Rob Davies

Candidates 11, 12 - Tutorial Room 3 - Mock Interview 30 mins + 5 mins feedback

- Mr Keith Jones / Mr Ansy Egun

**Session Chair** **Miss Sophie Renton**

**1550-1620** **Becoming a Consultant Trainer**

- Mr Jon Ghosh, Consultant Vascular Surgeon, Manchester

**1620-1640** **Bullying, Undermining and Harassment in Vascular Surgery**

- Mr David Riding, Consultant Vascular Surgeon, Manchester

## **Day 2: Friday 24<sup>th</sup> March**

**Session Chair** **Miss Kaji Sritharan**

**0850- 0930** **How to survive the First year as a Consultant**

- Miss Sandhir Kandola

**0930-0950** **Discussion**

**0950-1120** Lecture Th – Presentations (1-6) - 7 mins + 4 mins Questions + Feedback

- Miss Kaji Sritharan (Chair) / Mr Keith Jones / Mr Ansy Egun

Candidates 13, 14 - Tutorial Room 1 - Mock Interview 30 mins + 5 mins feedback

- Mr Jon Ghosh / Mr Ian Franklin

Candidates 15, 16 - Tutorial Room 2 - Mock Interview 30 mins + 5 mins feedback

- Mr Dan Carradice / Miss Sophie Renton

Candidates 17, 18 - Tutorial Room 3 - Mock Interview 30 mins + 5 mins feedback

- Prof Francesco Torella / Miss Meryl Davis

**Session Chair** **Mr Dan Carradice**

**1140-1210** **Making Sense of Appraisal & Revalidation**

- Mr Blake Dobson, Asst Director, Revalidation, Licensing & Specialist Applications, GMC

<b>1210-1240</b>	<b>Managing Risk &amp; Staying out of Court</b> - Prof Francesco Torella, Consultant Vascular Surgeon, Liverpool
<b>1240-1300</b>	<b>Discussion</b>
<b>Session Chair</b>	<b>Miss Meryl Davis</b>
<b>1340-1450</b>	Lecture Th – Presentations (7-12) - 7 + 4 mins Questions + Feedback - Miss Kaji Sritharan (Chair) / Mr Keith Jones  Candidates 19, 20 - Tutorial Room 1 - Mock Interview 30 mins + 5 mins feedback - Mr Jon Ghosh / Mr Ian Franklin  Candidates 21, 22 - Tutorial Room 2 - Mock Interview 30 mins + 5 mins feedback - Mr Dan Carradice / Miss Sophie Renton  Candidates 23, 24 - Tutorial Room 3 - Mock Interview 30 mins + 5 mins feedback - Prof Francesco Torella / Miss Meryl Davis
<b>Session Chair</b>	<b>Miss Meryl Davis</b>
<b>1510-1540</b>	<b>Managing your Finances as a Consultant</b> - Ms Suzanne Allport, Chase De Vere
<b>1540-1610</b>	<b>Setting up in Private Practice</b> - Mr Ian Franklin
<b>1610-1630</b>	<b>Discussion</b>

## Appendix 2:



### Vascular Society & Society Vascular Nursing Summer Symposium - Virtual Tuesday 4<sup>th</sup> July 2023

<b>0930-0940</b>	<b>Introduction</b> – Ms Vicky Bristow & Miss Kaji Sritharan
<b>Venous Session</b>	<b>Chairperson: Ms Clare Thomson</b>
0940-0955	Treatment of Varicose Veins - who, when and why? - Miss Kaji Sritharan, Liverpool
0955-1010	Evidence for compression therapy & anticoagulation post varicose veins surgery? - Prof Alun Davies, London
1010-1025	Setting up a venous ulcer clinic - the role of the VSN - Mrs Jane Todhunter, Carlisle
1020-1035	Panel Discussion
1035-1100	Venous MDT - Mr Tristan Lane / Ms Emma Waldegrave / Ms Clare Thomson
<b>1100-1120</b>	<b>Break</b>
<b>Aortic Session</b>	<b>Chairperson: Mrs Jayne Snellgrove</b>
1120-1135	National Aortic Aneurysm Screening Programme & When AAA surveillance not appropriate? - Miss Meryl Davis, London
1135-1150	Decision-making for AAAs - who to treat, how and when? - Prof Rao Vallabhaneni, Liverpool
1150-1205	Panel Discussion
1205-1230	Aortic MDT - Miss Meryl Davis, Dr Andy Winterbottom, Ms Vicky Bristow
<b>1230-1315</b>	<b>Lunch</b>



**Peripheral Session Chairperson: Mrs Siobhan Gorst**

- 1315-1330 Decision-making in treatment of CLTI  
- Mr Paddy Coughlin, Leeds
- 1330-1345 PADQIP/CQUIN update  
- Mr Arun Pherwani, Stoke
- 1345-1400 Role of the Nurse Specialist in CLTI Clinics  
- Ms Vicky Bristow, Cambridge
- 1400-1415 Are we overtreating patients with CLTI - the role of palliation.  
- Ms Shona McIntosh, Bristol
- 1415-1430 Discussion
- 1430-1445 Break**

**Diabetic Foot Disease Session: Ms Gail Curran**

- 1445-1500 Taking an MDT Approach to the Management of the Diabetic Foot  
- Mr David Russell, Leeds
- 1515-1530 The Complementary Role of a Nurse Led Complex Foot Clinic  
- Ms Annie Clothier, Newport
- 1530-1545 Deep venous arterialisation evidence update  
- Miss Kaji Sritharan, Liverpool
- 1545-1600 Discussion
- 1600-1625 Diabetic Foot MDT  
- Mr Paul Chadwick, Mr David Russell, Ms Lindsey Harris
- 1625-1630 Meeting Close**  
- Ms Vicky Bristow & Miss Kaji Sritharan

**Inaugural SAS / LED Vascular Surgery Education Day  
June 2023  
Online through zoom platform**

<b>10.00am – 10.10am</b>	<b>Introduction to day</b>		
<b>Chair: Mr. Selva Selvakumar</b>	<b><i>Certificate of Eligibility for Specialist Registration (CESR) session</i></b>		
<b>10.10am – 10.30am</b>	<b>Where are we currently with CESR</b>	<b>Mr. Keith Jones</b>	
<b>10.30am – 10.50am</b>	<b>How to put together a high quality CESR application – the assessors view</b>	<b>Mr. Paddy Coughlin</b>	
	<b>How to put together a high quality CESR application – the candidates view</b>	<b>Mr. Kamran Khan</b>	
<b>10.50am – 11.10am</b>	<b>Update on the FRCS (Vasc) examination</b>	<b>Miss Sophie Renton</b>	
<b>11.10am – 11.30am</b>	<b>Question and answer session</b>		
<b>11.30am – 11.45am</b>	<b>Break</b>		
<b>Chair. Mr. Ansy Egun</b>	<b>CLINICAL UPDATES</b>		
<b>11.45am – 12.30pm</b>	<b>Carotid</b>	<b>TBD</b>	
<b>12.30pm – 1.15pm</b>	<b>AAA</b>	<b>Jon Ghosh</b>	
<b>1.15pm – 2.00pm</b>	<b>Lunch Break</b>		
<b>2.00pm – 2.45pm</b>	<b>PAD</b>	<b>Miss Kaji Sritharan</b>	
<b>2.45pm – 3.00pm</b>	<b>Break</b>		
<b>3.00pm – 3.50pm</b>	<b>Equality, diversity and inclusion in vascular surgery</b>	<b>Mr. Arun Pherwani</b>	
<b>3.50pm – 4.00pm</b>	<b>Washup / feedback and close of the day</b>		

## Appendix 3. Course Evaluation and Feedback

### ASPIRE 3.

#### Feedback free text

- Amazing organization, excellent accommodation, very friendly and helpful organising team
- Was amazed about the organisation and the team, the material was so good and helpful but the endovasc sessions was not prepared well enough
- Excellent
- Brilliant course. Amazing teaching faculty.
- Thank you!
- Excellent arrangements
- Well organised
- Well organised meeting
- Have all trainees invited for the course
- Excellent
- Everyone was amazing
- Pre course reading suggestion to be more and more time to read them specially most of candidate haven't done vascular surgery before
- This has been an amazing course. I have learnt a lot and I feel a lot more prepared to start st3.
- I didn't receive the prereading emails or emails about the programme of the day. But I really enjoyed the simulations and hands on experience sessions.
- Lunches could have been better, but can't have everything
- Great course, good to see my colleagues and trainers.very smooth intro to ST3, interventions. May be next time more depth in career planing lecture. Some refreshments to provide a bit of energy between the sessions.
- Didn't receive initial communication emails or pre-reading material
- Was really so good
- Excellent talk on career planning/ltft
- Career pathways was inspiring
- Talks in career guidance was excellent
- Well organised
- Could we get the slides after?
- More practical sessions
- Really useful
- Simulation sessions were really good, appropriate length of time with engaged and helpful tutors
- Excellent talks and topics covered
- More time on simulations and ultrasound
- Careers talk in particular was highly relevant and fantastic! Aortic skills station also fantastic
- Enjoyed the cbds, and also enjoyed the career talk. Very useful to have iscp overview
- All very useful and relevant, great tutors
- Provide reading materials beforehand to the course

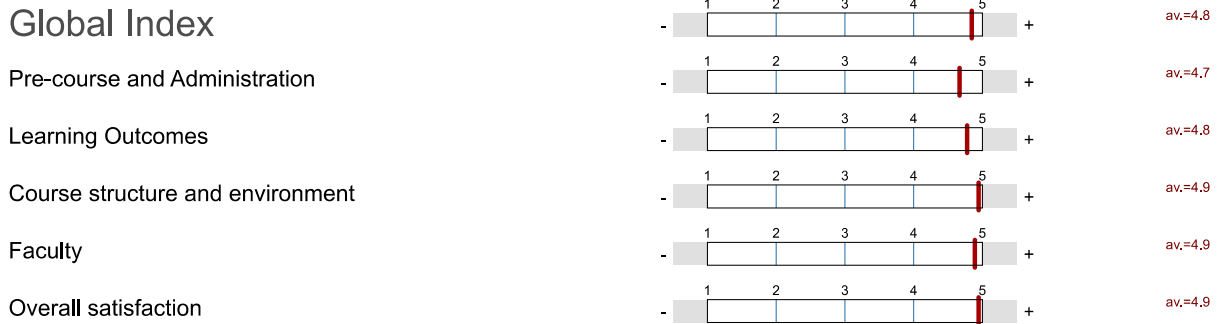
# ASPIRE 4.



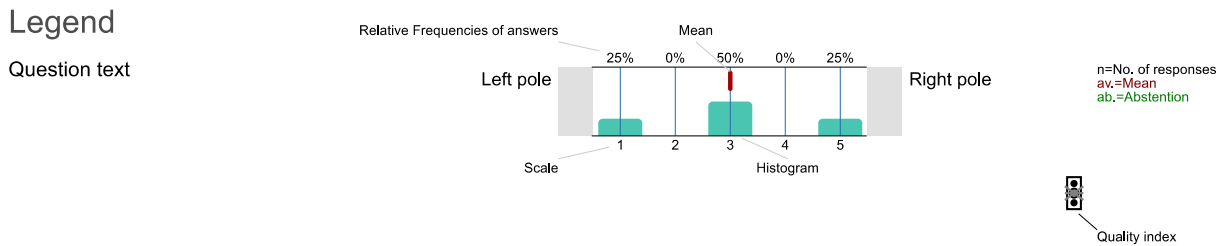
## Cambridge STC\_Aspire 4 National Vascular Surgery Training\_19Sep23

No. of responses = 18

### Overall indicators



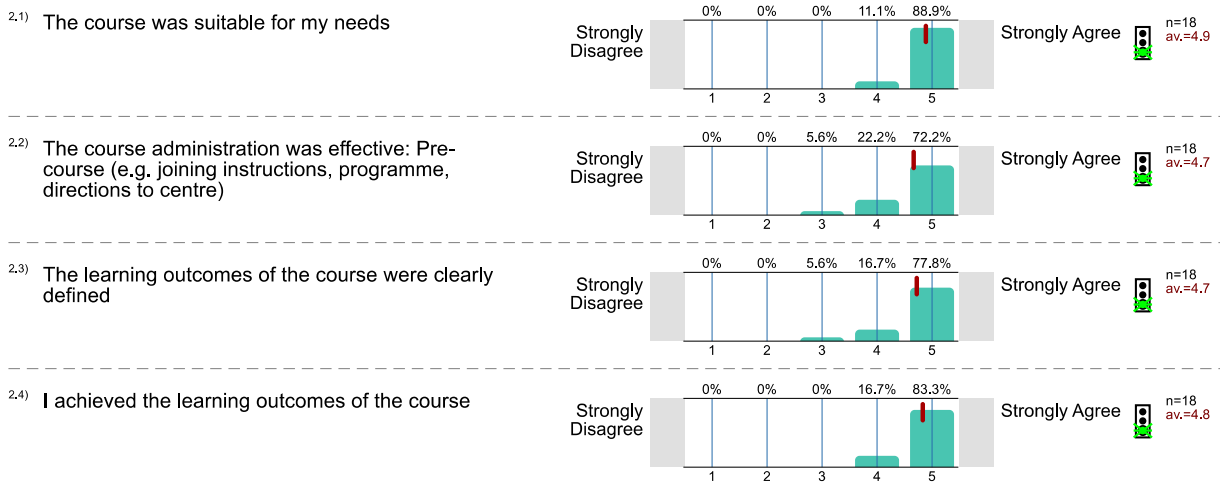
### Survey Results

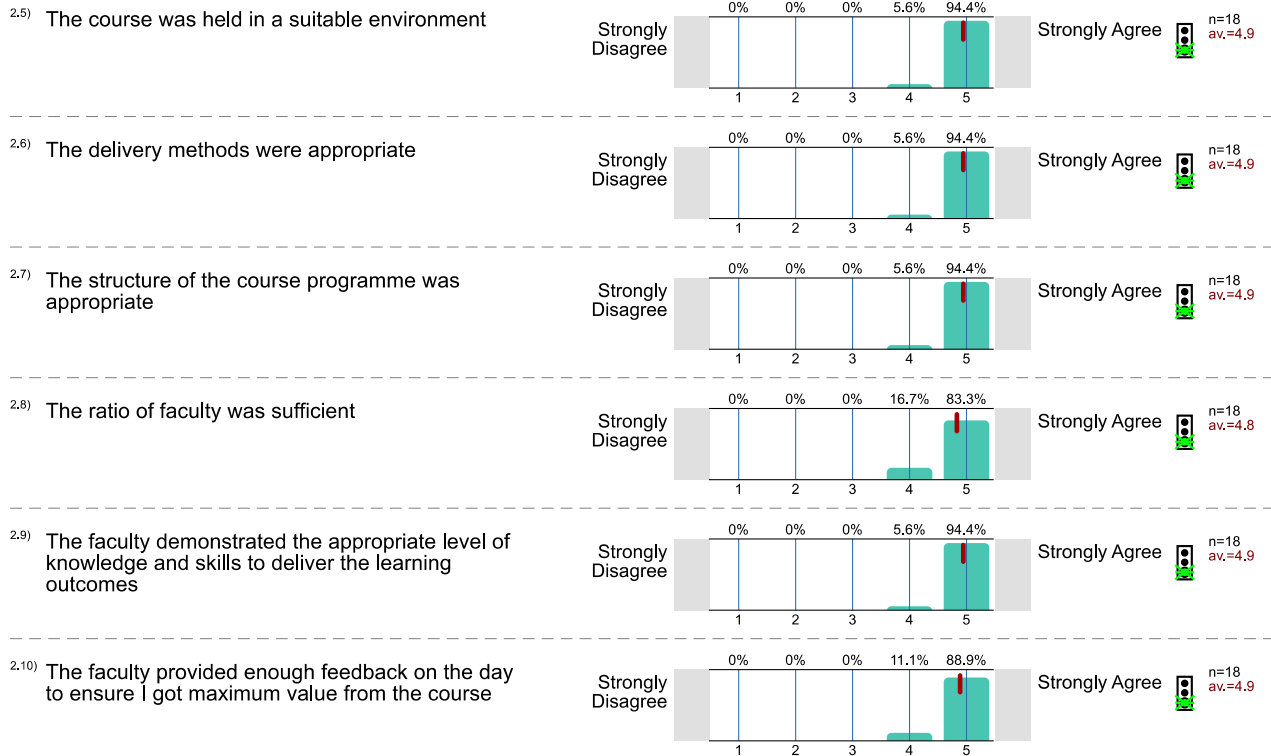


Description of quality symbol

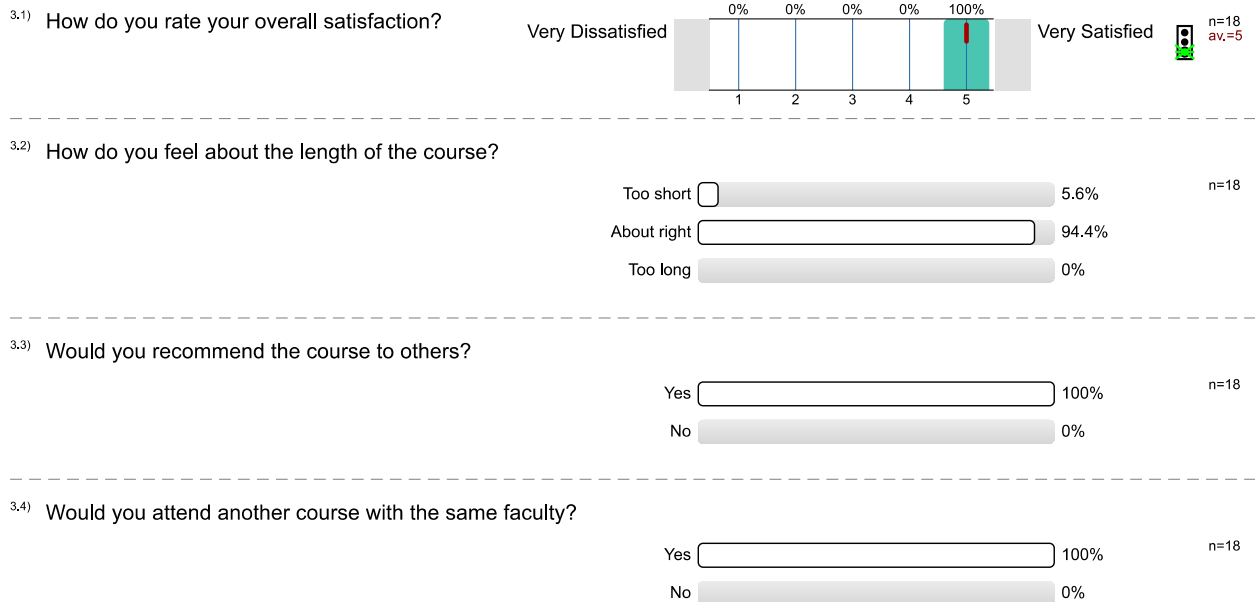
Mean value is below the quality guideline.	Mean is within the range of tolerance for the quality guideline.	Mean value is within the quality guideline.
--------------------------------------------	------------------------------------------------------------------	---------------------------------------------

### 2. Course evaluation





### 3. Satisfaction



# Profile

Compilation: Cambridge STC\_Aspire 4 National Vascular Surgery Training\_19Sep23

Values used in the profile line: Mean

## 2. Course evaluation

2.1) The course was suitable for my needs	Strongly Disagree									Strongly Agree	n=18	av.=4.9	md=5	dev.=0.3
2.2) The course administration was effective: Pre-course (e.g. joining instructions, programme, directions to centre)	Strongly Disagree									Strongly Agree	n=18	av.=4.7	md=5	dev.=0.6
2.3) The learning outcomes of the course were clearly defined	Strongly Disagree									Strongly Agree	n=18	av.=4.7	md=5	dev.=0.6
2.4) I achieved the learning outcomes of the course	Strongly Disagree									Strongly Agree	n=18	av.=4.8	md=5	dev.=0.4
2.5) The course was held in a suitable environment	Strongly Disagree									Strongly Agree	n=18	av.=4.9	md=5	dev.=0.2
2.6) The delivery methods were appropriate	Strongly Disagree									Strongly Agree	n=18	av.=4.9	md=5	dev.=0.2
2.7) The structure of the course programme was appropriate	Strongly Disagree									Strongly Agree	n=18	av.=4.9	md=5	dev.=0.2
2.8) The ratio of faculty was sufficient	Strongly Disagree									Strongly Agree	n=18	av.=4.8	md=5	dev.=0.4
2.9) The faculty demonstrated the appropriate level of knowledge and skills to deliver the learning outcomes	Strongly Disagree									Strongly Agree	n=18	av.=4.9	md=5	dev.=0.2
2.10) The faculty provided enough feedback on the day to ensure I got maximum value from the course	Strongly Disagree									Strongly Agree	n=18	av.=4.9	md=5	dev.=0.3

## 3. Satisfaction

3.1) How do you rate your overall satisfaction?	Very Dissatisfied									Very Satisfied	n=18	av.=5	md=5	dev.=0
-------------------------------------------------	-------------------	--	--	--	--	--	--	--	--	----------------	------	-------	------	--------

# Profile Line for Indicators

Compilation: Cambridge STC\_Aspire 4 National Vascular Surgery Training\_19Sep23

Pre-course and Administration	-									+	av.=4.7	dev.=0.6
Learning Outcomes	-									+	av.=4.8	dev.=0.4
Course structure and environment	-									+	av.=4.9	dev.=0.2
Faculty	-									+	av.=4.9	dev.=0.2
Overall satisfaction	-									+	av.=4.9	dev.=0.2

# Comments Report

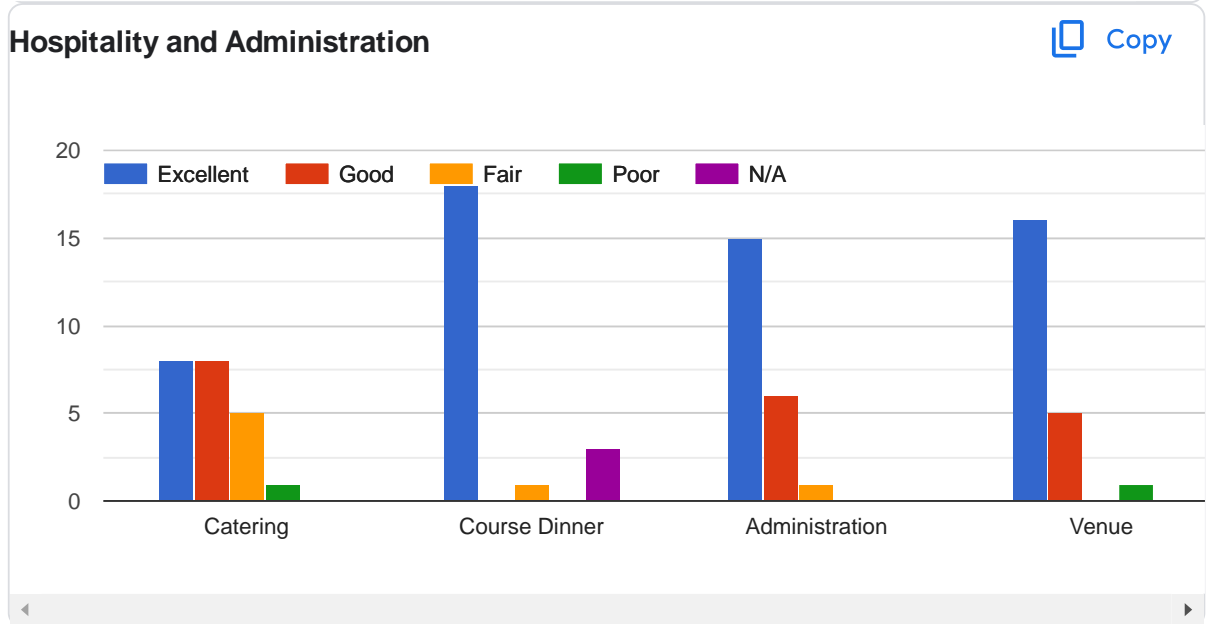
---

## 4. Comments

<sup>4.1)</sup> If there were any areas of the course that you thought were particularly strong or weak, or that were not covered in the questions, please record your comments below

- Brilliant course, thank you so much. Learnt a lot and really enjoyed it (well organised)
- Brilliant course - thank you. Enjoyed the renal access component.
- Excellent course. Very well organised with good ratio of attendees to facilitators and resources. Thank you
- Excellent facility. Very supportive, relaxed atmosphere.
- Excellent faculty and course materials - great cadavers available
- Excellent opportunity for dissection practice  
Very well organized and supportive faculty.  
Course dinner might have been good for networking  
  
Sponsors could have done better with the lunch ?
- Excellent to cover all lower limb and vascular access on cadavers.  
Overall excellent and aimed at a good level.  
Faculty were all great.
- Faculty were lovely.  
Course is well designed for my level.  
We were given enough time to do all I need to do.  
Enough time for hands on.  
Cadavers were fresh and the anatomy and the tissue quality were excellent.  
  
Thank you
- Hands on was really great  
Faculty was really supportive  
Would really appreciate more time allocated and Also doing Neck, TOS  
A similar course for superficial and deep venous system will be appreciated really  
  
Good work team?
- Outstanding facilities, cadavers and engaged faculty.  
Set the standard of training days, will be hard to surpass
- Very useful. I Like the idea of having to practice in cadavers with theatre set up and surgical instruments

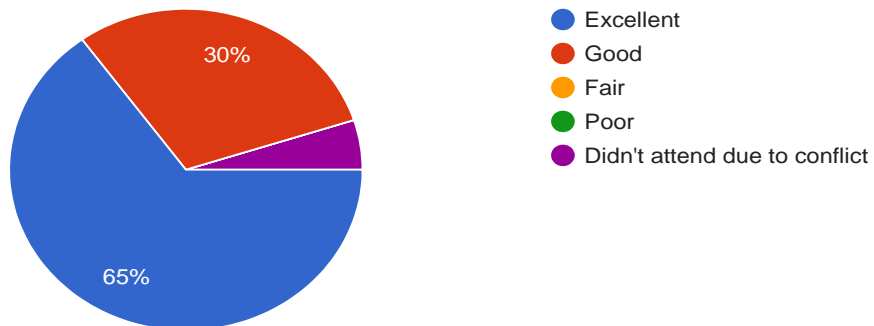
**ASPIRE 5.**



**EVAR planning**

Copy

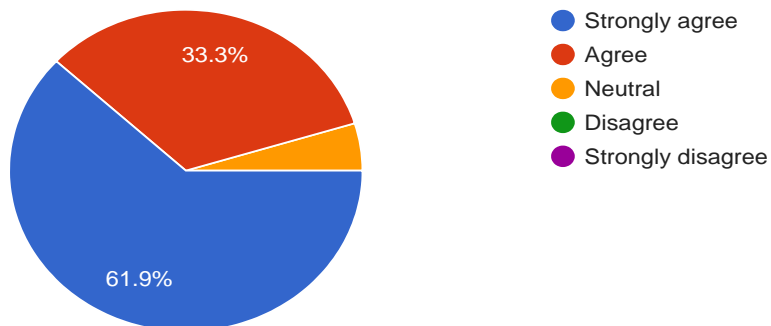
20 responses



**Was the teaching at an appropriate level?**

Copy

21 responses

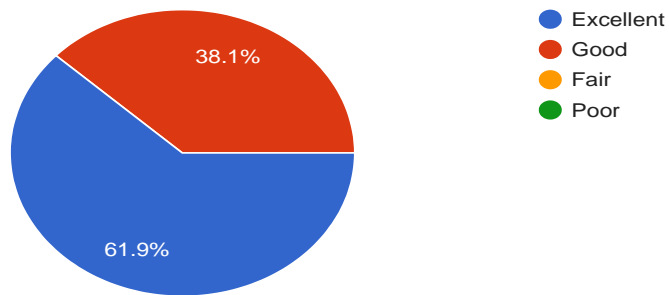




### EVAR deployment

 Copy

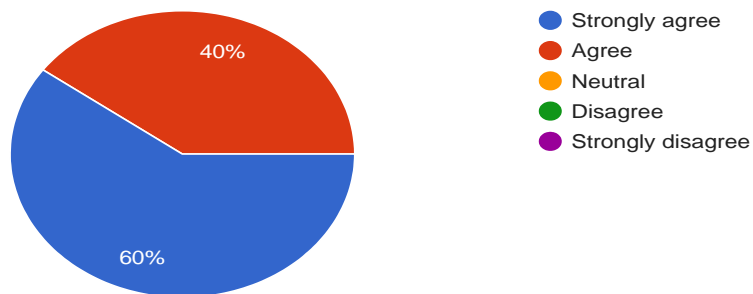
21 responses



### Was the teaching at an appropriate level?

 Copy

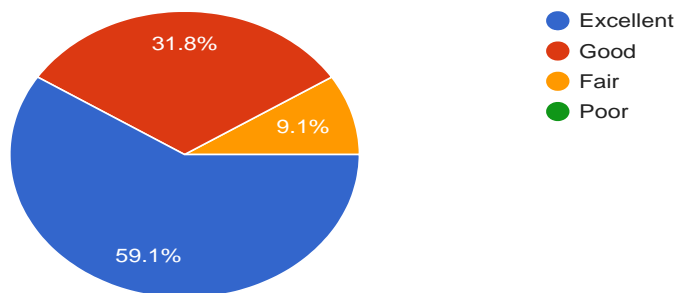
20 responses



### Upper Limb CBD

 Copy

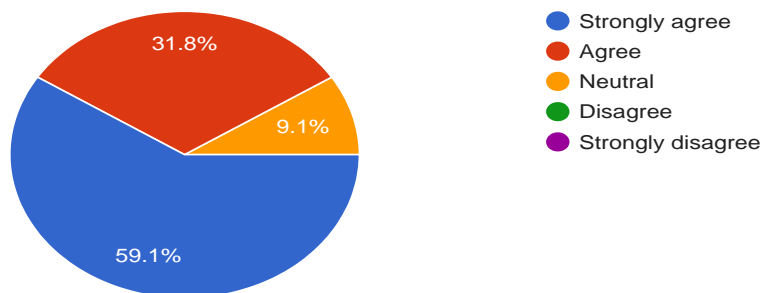
22 responses



### Was the teaching at an appropriate level?

 Copy

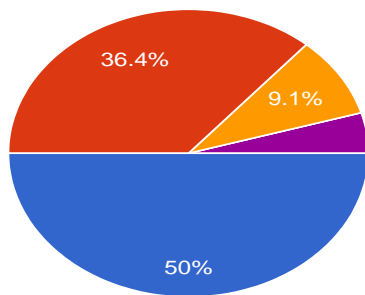
22 responses



### Diabetic Foot CBD

 Copy

22 responses

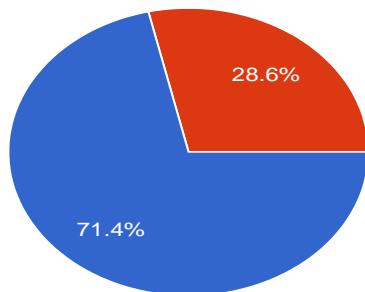


- Excellent
- Good
- Fair
- Poor
- Didn't go through this one

### Was the teaching at an appropriate level?

 Copy

21 responses

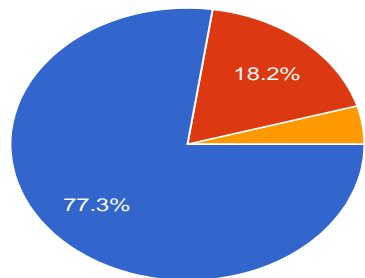


- Strongly agree
- Agree
- Neutral
- Disagree
- Strongly disagree

### Clinical Scenarios

 Copy

22 responses

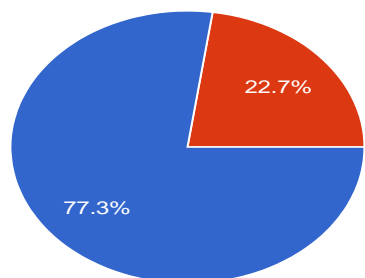


- Excellent
- Good
- Fair
- Poor

### Was the teaching at an appropriate level?

 Copy

22 responses



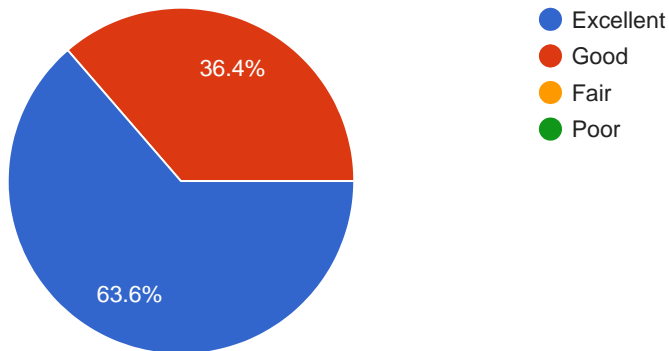
- Strongly agree
- Agree
- Neutral
- Disagree
- Strongly disagree



### Arterial Duplex

 Copy

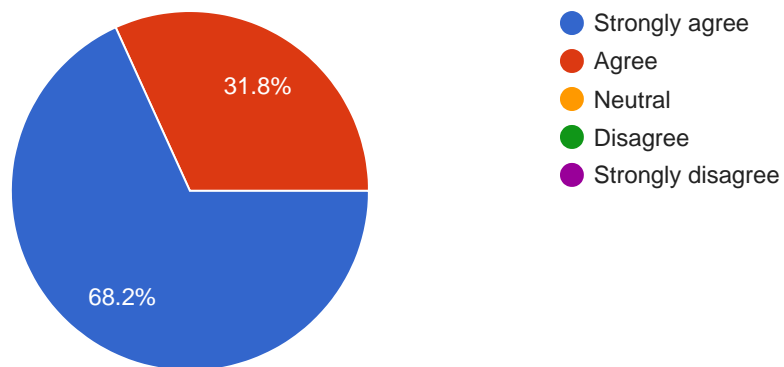
22 responses



### Was the teaching at an appropriate level?

 Copy

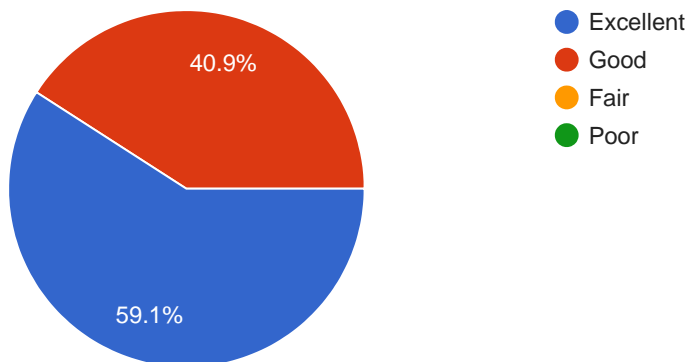
22 responses



### Open Surgery

 Copy

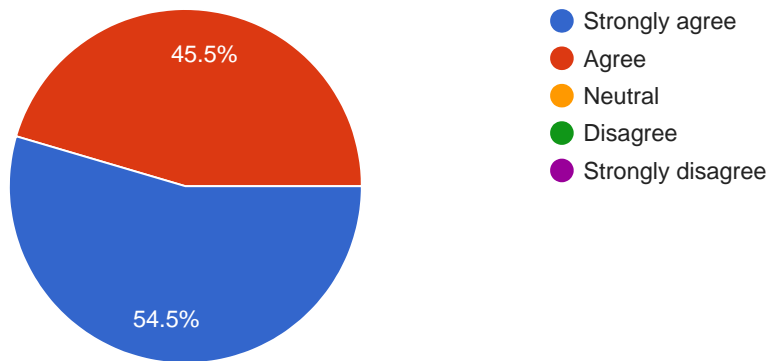
22 responses



Was the teaching at an appropriate level?

 Copy

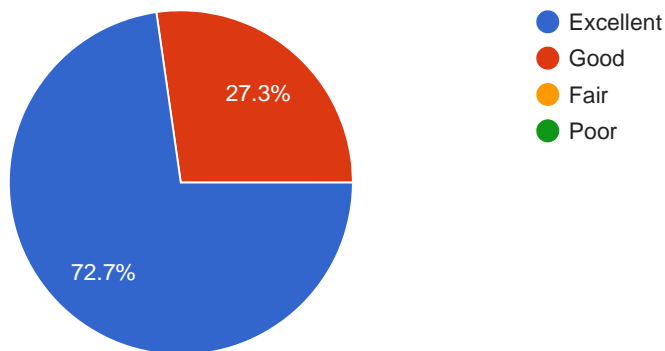
22 responses



Peripheral

 Copy

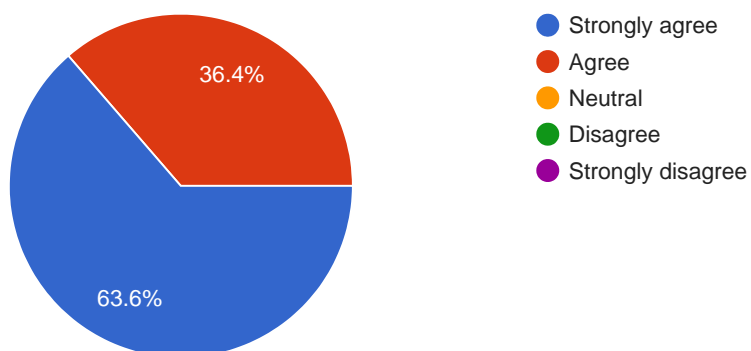
22 responses



Was the teaching at an appropriate level?

 Copy

22 responses



### Overall comments:

This was an incredibly useful session for me as a trainee. Thank you

- Good course with relevant topics. Main comment is that days are long and finishing at 5.30 on a bank hol weekend, many of us with a long drive back isn't really ideal. Days could have been condensed to finish at 4.30/5 and potentially with 4pm finish on Friday to facilitate getting home for the majority of us who aren't from Birmingham
- Great course, enjoyed it thank you
- Excellent excellent course. Thank you to everyone who was involved in organising this.....from the pre course communication and the smooth running of the course in a really really good location.  
I've taken a lot from the course that I'll apply to my practice and that will improve my practice. The programme content was pitched at the right level from discussing with other trainees despite differing practice in different centres.
- Really enjoyed the small groups and tutor to trainee ratio . Great course .
- great organization, relevant topics & excellent faculty
- Good organization, helpful approachable convenor and team. The course met our educational needs.
- Great
- I've enjoyed the course, meeting colleagues and learnt a lot
- Excellent course, very well organised. Friendly faculty
- Overall one of the best I've attended in terms of knowledge and foot for thought  
It also gave me an insight about IR , EVAR planning and stent deployment which as st5 I don't get much h exposure to .  
The diabetic foot was very comprehensive session and again give an algorithm and though process enhancement.  
Application of the closure devices was really helpful
- great course, thanks
- Overall very well run and organised. Great teaching and learning experience. Faculty were excellent.
- The course itself was fantastic, the venue was alright.

# ASPIRE 6.

## Overall indicators

### Global Index

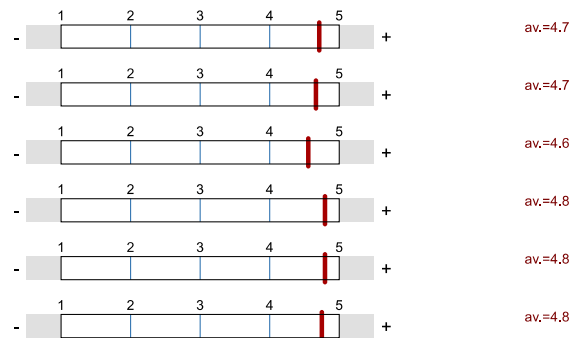
Pre-course and Administration

Learning Outcomes

Course structure and environment

Faculty

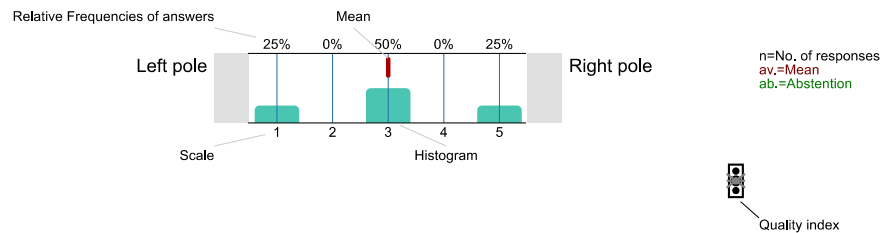
Overall satisfaction



## Survey Results

### Legend

Question text



Description of quality symbol

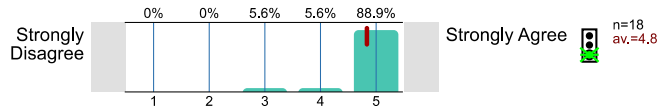
Mean value is below the quality guideline.

Mean is within the range of tolerance for the quality guideline.

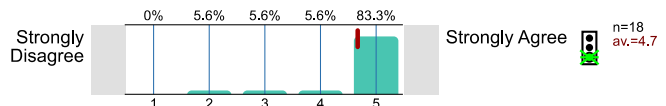
Mean value is within the quality guideline.

## 2. Course evaluation

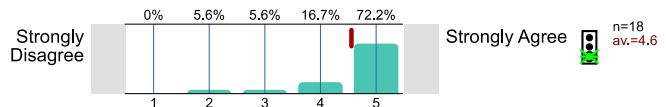
2.1) The course was suitable for my needs



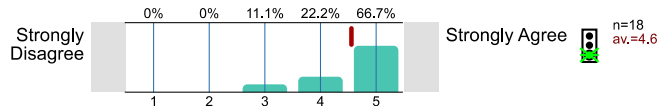
2.2) The course administration was effective: Pre-course (e.g. joining instructions, programme, directions to centre)



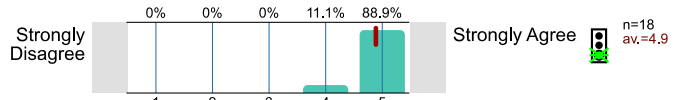
2.3) The learning outcomes of the course were clearly defined



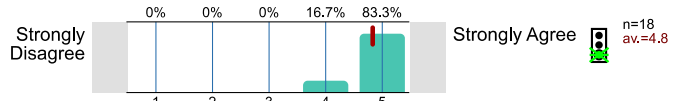
2.4) I achieved the learning outcomes of the course



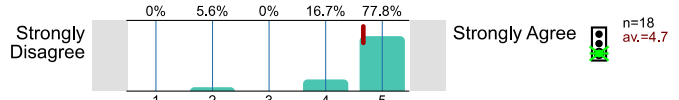
2.5) The course was held in a suitable environment



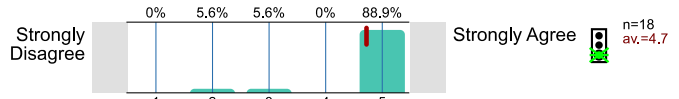
2.6) The delivery methods were appropriate



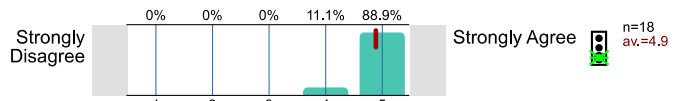
2.7) The structure of the course programme was appropriate



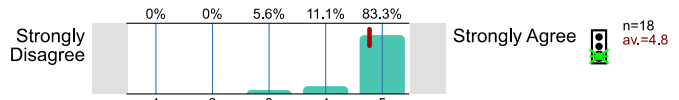
2.8) The ratio of faculty was sufficient



2.9) The faculty demonstrated the appropriate level of knowledge and skills to deliver the learning outcomes

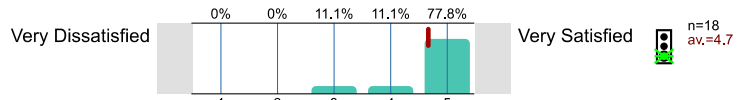


2.10) The faculty provided enough feedback on the day to ensure I got maximum value from the course




### 3. Satisfaction

3.1) How do you rate your overall satisfaction?



3.2) How do you feel about the length of the course?



3.3) Would you recommend the course to others?



3.4) Would you attend another course with the same faculty?



## 2. Course evaluation

2.1) The course was suitable for my needs	Strongly Disagree								Strongly Agree	n=18	av.=4.8	md=5	dev.=0.5
2.2) The course administration was effective: Pre-course (e.g. joining instructions, programme, directions to centre)	Strongly Disagree								Strongly Agree	n=18	av.=4.7	md=5	dev.=0.8
2.3) The learning outcomes of the course were clearly defined	Strongly Disagree								Strongly Agree	n=18	av.=4.6	md=5	dev.=0.9
2.4) I achieved the learning outcomes of the course	Strongly Disagree								Strongly Agree	n=18	av.=4.6	md=5	dev.=0.7
2.5) The course was held in a suitable environment	Strongly Disagree								Strongly Agree	n=18	av.=4.9	md=5	dev.=0.3
2.6) The delivery methods were appropriate	Strongly Disagree								Strongly Agree	n=18	av.=4.8	md=5	dev.=0.4
2.7) The structure of the course programme was appropriate	Strongly Disagree								Strongly Agree	n=18	av.=4.7	md=5	dev.=0.8
2.8) The ratio of faculty was sufficient	Strongly Disagree								Strongly Agree	n=18	av.=4.7	md=5	dev.=0.8
2.9) The faculty demonstrated the appropriate level of knowledge and skills to deliver the learning outcomes	Strongly Disagree								Strongly Agree	n=18	av.=4.9	md=5	dev.=0.3
2.10) The faculty provided enough feedback on the day to ensure I got maximum value from the course	Strongly Disagree								Strongly Agree	n=18	av.=4.8	md=5	dev.=0.5

## 3. Satisfaction

3.1) How do you rate your overall satisfaction?	Very Dissatisfied								Very Satisfied	n=18	av.=4.7	md=5	dev.=0.7
-------------------------------------------------	-------------------	--	--	--	--	--	--	--	----------------	------	---------	------	----------

Pre-course and Administration	-								+	av.=4.7	dev.=0.8
Learning Outcomes	-								+	av.=4.6	dev.=0.7
Course structure and environment	-								+	av.=4.8	dev.=0.4
Faculty	-								+	av.=4.8	dev.=0.5
Overall satisfaction	-								+	av.=4.8	dev.=0.6

## 4. Comments

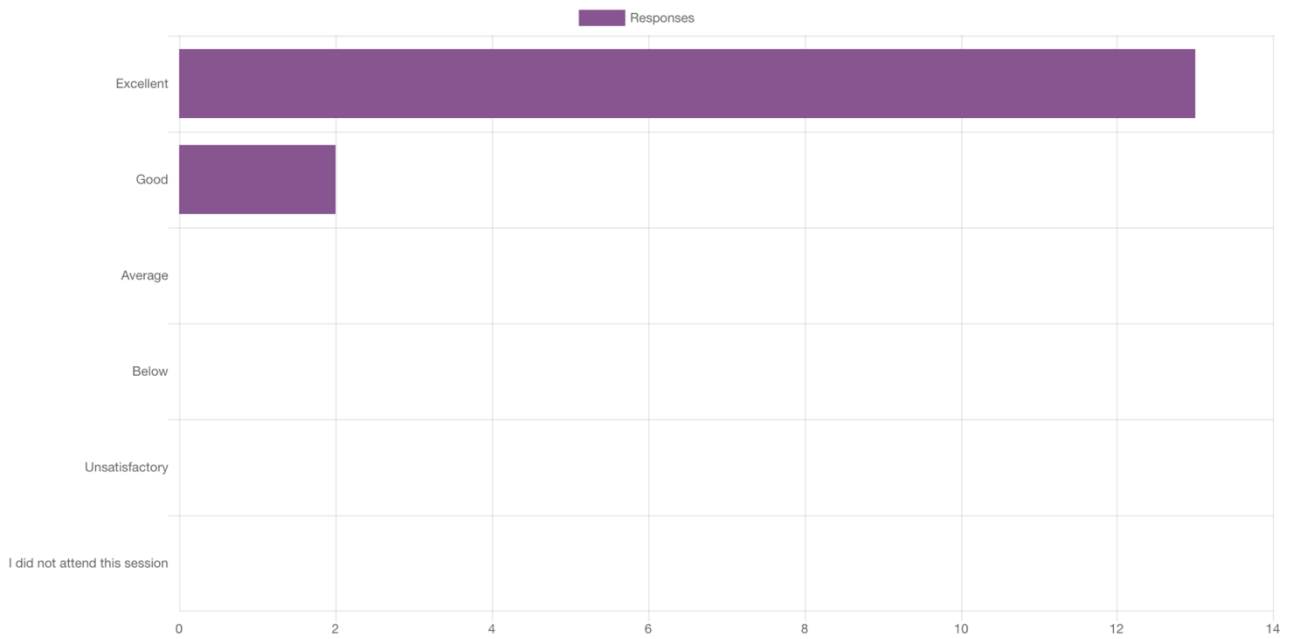
4.1) If there were any areas of the course that you thought were particularly strong or weak, or that were not covered in the questions, please record your comments below

- Amazing faculty  
Loads of experience
- Cadaveric dissection felt hap-hazard: no clear defined goals as to what we should have been achieving most of the time "do what you want." A demonstration before hand from faculty would have been helpful. Would have been helpful to have more cadavers/students and more faculty as well.
- Excellent course and faculty
- Excellent guidance and opportunities to practice. Patient and knowledgeable faculty
- Great chance for unusual vascular exposures.  
Good talk on venous disease.
- Hot foot would be nicer - some reading material for the different dissections before course
- Ratio of faculty was great, cadavers were brilliant. More vessel loops would have been useful. Reminder about eye protection before using saws.
- Thank you very much!

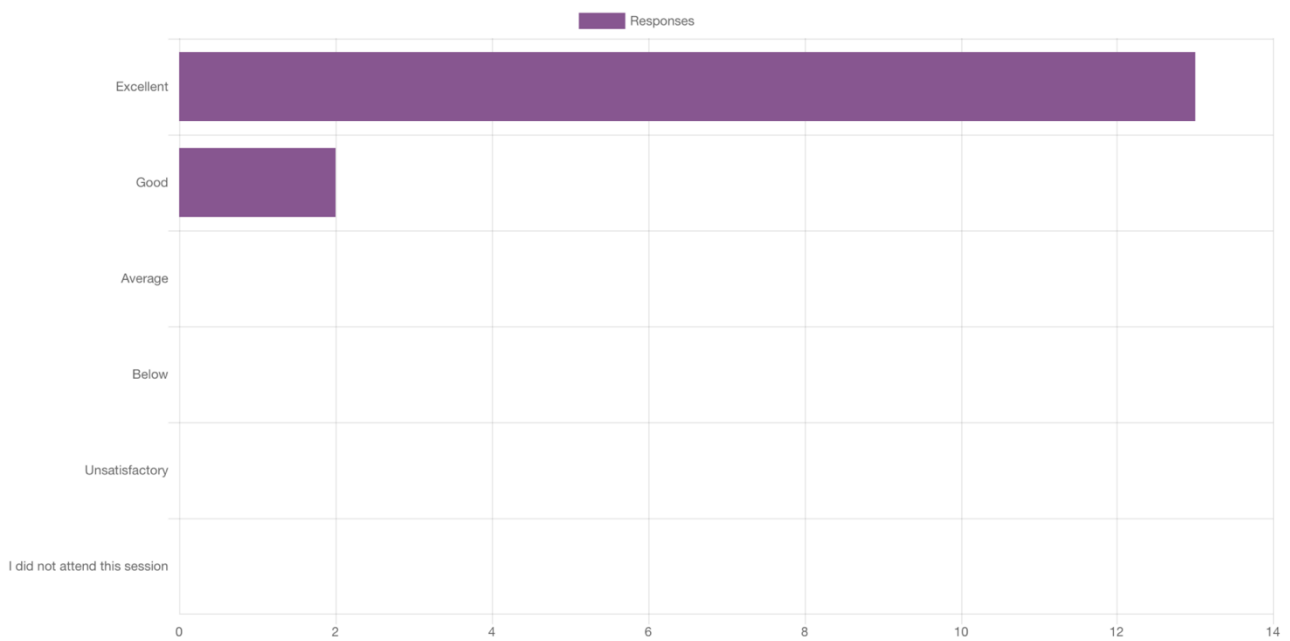


## ASPIRE 7.

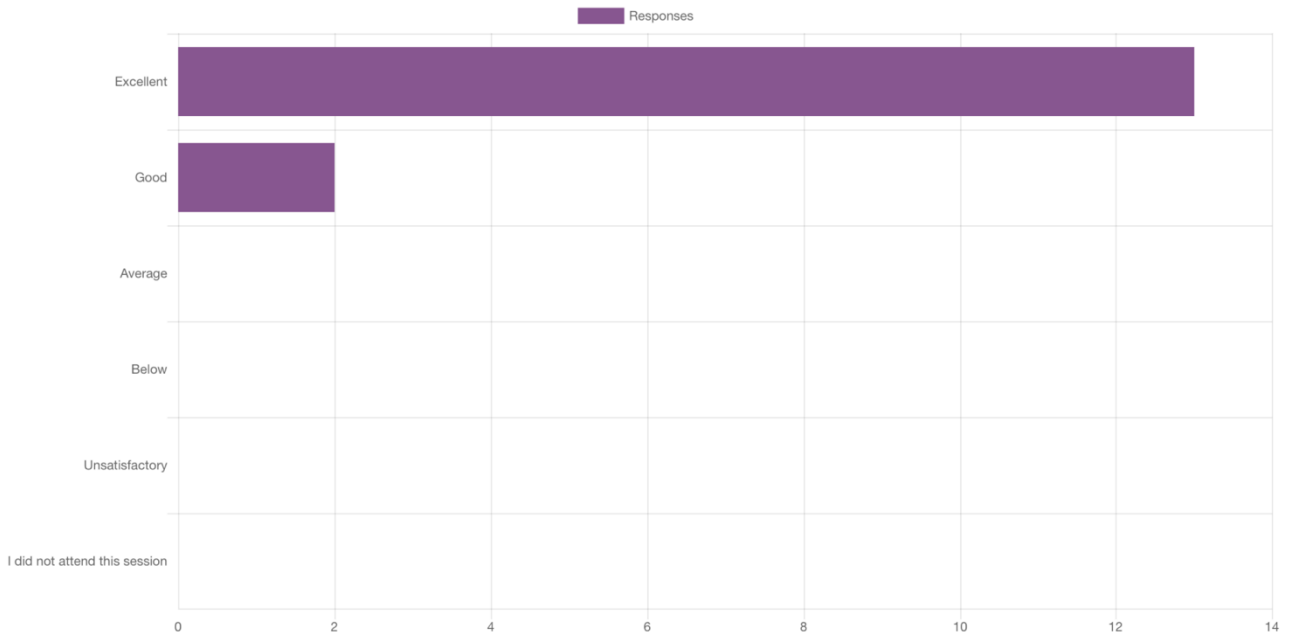
How would you rate the short cases session on day 1?



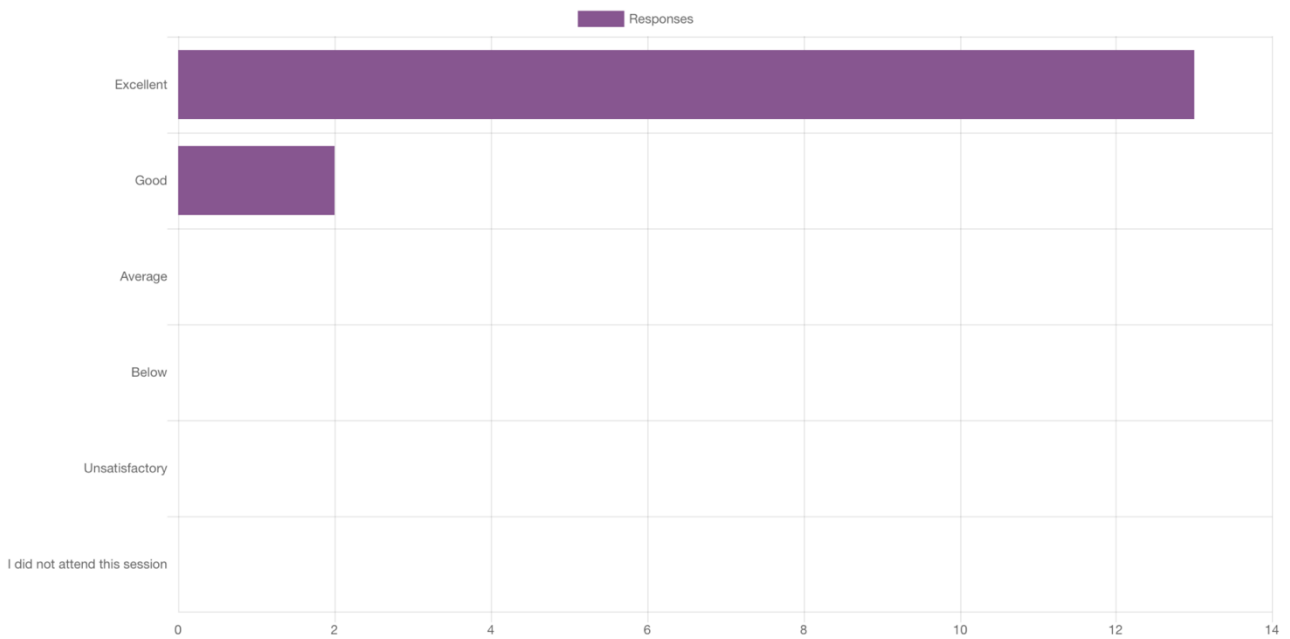
How would you rate the long cases session on day 1?



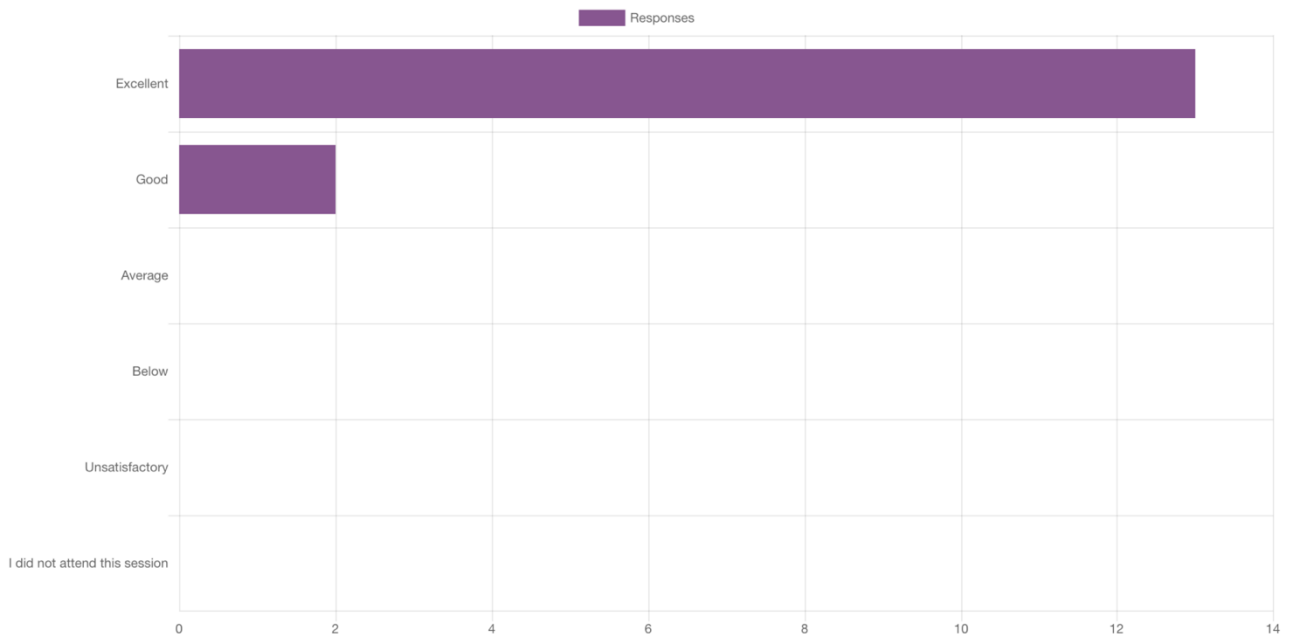
How would you rate the vivas session on day 1?



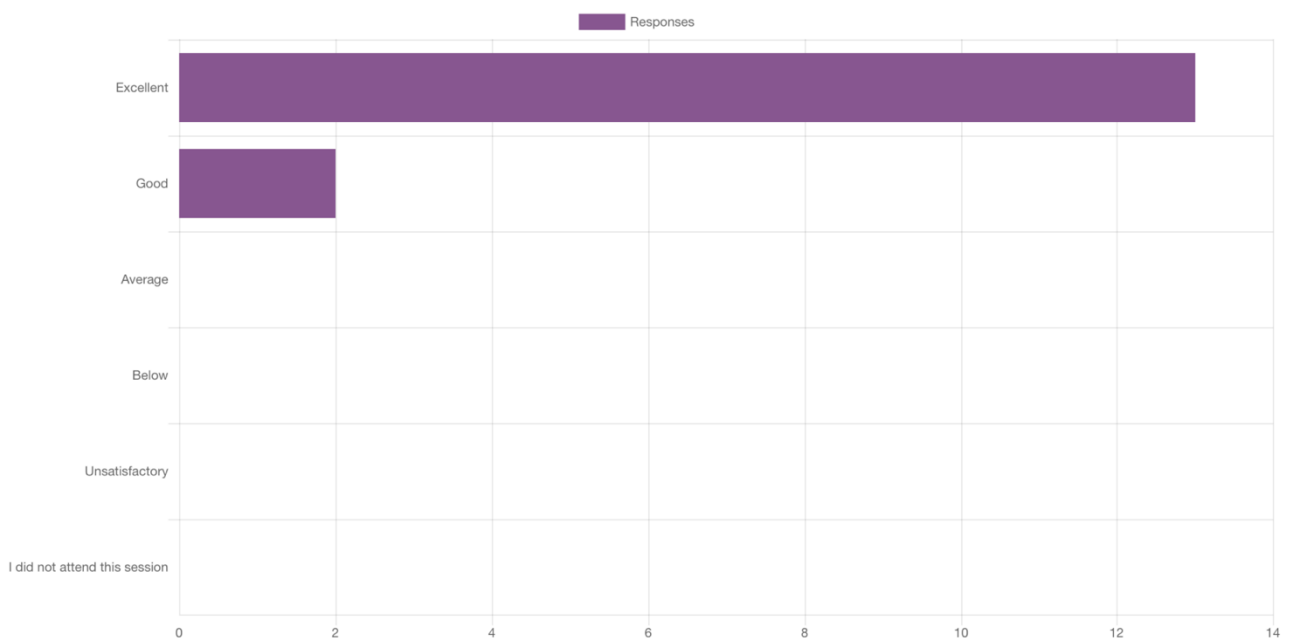
**How would you rate the short cases session on day 2?**



**How would you rate the long cases session on day 2?**



**How would you rate the VIVAs session on day 2?**



**Any comments on the short cases session? e.g. good tutors, varied cases etc**

- Tutors and case variety were great

- - Excellent – really good breath of topics and questions covered. Really supportive examiners
- - Interesting cases, good mix of examiners

- Good cases with variety of topics, maybe less on varicose veins

**Any comments on the long cases session? e.g. good tutors, varied cases etc**

- Some idea of how this station would be different with a patient
- Interesting cases, good mix of examiners
- Tutors and case variety were great
- Excellent examiners and questions and highlighted strengths and weakness
- Very good

**Any comments on the vivas session? e.g. good tutors, varied cases etc**

- Once again excellent examiners and cases
- Tutors and case variety were great. Really useful to get an idea of how the academic station would be conducted.
  - - Fantastic course, but bear in mind some have not even sat part 1
  - - Interesting cases, good mix of examiners
- give some time to read the paper to familiarize ourselves rather than diving in to questioning

**Overall comments on the course? Anything good or bad?**

- Overall an excellent course, which is very useful for those who are taking the exam in the next few weeks. The course was well organised and ran very smoothly! Pre-course materials were good and the evening dinner was excellent.
- Good experience of the exam process. Helpful to repeat the process to be able to demonstrate some improvement. I think immediate feedback at the end of each station is more useful
- This course was fantastic preparation for the exam, thank you to everyone involved
- Overall great course. The mock exam seemed to cover all aspects of the vascular curriculum. The faculty were friendly. The dinner venue was excellent.
- Excellent
- To me it was not clear from the email correspondance that this was soley a mock viva course. I, and other delegates, turned up thinking there was some didactic / turotial component to this course. That said the course was well run and very useful.
- So useful for me 6 wks from part2.Gave me a good feel of how intense it will be. Cases were thought provoking and broad. It has

helped me identify where to focus my revision. Thank you to everyone involved in organisation (which was excellent) and tutoring

- The course was absolutely fantastic! The faculty were superb, and organisation flawless. This is an incredible resource to offer trainees preparing for FRCS, thank you very much!!

- It would be useful if it could be established at the beginning of the course where in the exam process each candidate is. e.g I am yet to sit part one (as were a number of my fellow course attendees): this might facilitate a more tailored approach.

- Amazing course to prepare for FRCS exit exam, with a really supportive faculty. Attending the course and receiving the feedback has provided me with a lot more insight into the FRCS examination and provided with insight into the areas I need to focus upon.

## ASPIRE 8.



## ASPIRE 8

23/24 March 2023 LIVERPOOL

Course Director: Miss Kaji Sritharan

### FEEDBACK – 22 Delegates

Please score 1-5: 1 = VERY POOR, 2 = POOR, 3 = SATISFACTORY, 4 = GOOD, 5 = EXCELLENT

LECTURES DAY 1	PRESENTATION	USEFULNESS	COMMENTS
Becoming a Consultant - the Application Process & the Job Plan Mr Keith Jones	4.3	4.7	Very helpful.
Developing Non-Clinical Roles within Consultant Practice Mr Dan Carradice	4.7	4.6	Excellent talk. Good encouragement for WLB. Really useful insights.
What does Management want from a New Consultant Vascular Surgeon? Prof John Brennan	4.8	4.9	Excellent talk. Lots to consider.

### Introducing a New Service

Mr Rob Davies

4.7 4.8

Becoming a Consultant Trainer Mr Jon Ghosh	4.3	4.3	Could omit ISCP process and concentrate on trainer issues. Good session on extra role.
Bullying, Undermining and Harassment in Vascular Surgery Mr David Riding	4.6	4.7	Excellent talk. Very interesting topic.
LECTURES DAY 2	PRESENTATION	USEFULNESS	COMMENTS
How to survive the First year as a Consultant Miss Sandhir Kandola	4.9	5.0	A real insight.

### Working with Industry

Mrs Sue Steele

Extremely useful. 4.2 4.5 Very helpful.

<b>Making Sense of Appraisal &amp; Revalidation</b> Mr Blake Dobson	4.5	4.8	Extremely useful. Clear talk on appraisal and revalidation.
<b>Managing Risk &amp; Staying out of Court</b> Prof Francesco	4.8	4.9	Excellent.
<b>Managing your Finances as a Consultant</b> Ms Sophie Butterworth	4.5	4.6	Extremely useful. As doctors we have very little teaching/understanding about finance. This went over my head.
<b>Setting up in Private Practice</b> Mr Ian Franklin	4.9	4.9	Very helpful.

#### OTHER FORMAT USEFULNESS COMMENTS

<b>VIVA STATIONS</b>	5.0	5.0	Very useful, positive feedback with suggestions for improvement provided. Personalised feedback very useful. Very helpful feedback. Excellent set-up and run very well. Very helpful. Great comments.
<b>CV STATIONS</b>	4.9	5.0	Very helpful. Would be good to have 2 opinions. Was good to get individualised feedback. Very helpful. Great comments and things to consider to improve my application.
<b>PRESENTATIONS</b>	4.6	4.5	Feedback useful. I didn't do well, but good feedback. Would have been nice to have some feedback. Good to practice; varying different topic choice.

1. How relevant was the course to meeting your educational needs? ADEQUATE GOOD VERY GOOD - 10% EXCELLENT - 90%
2. Would you recommend the course to a colleague? YES - 100% NO DON'T KNOW
3. How would you rate the course venue?  
ADEQUATE GOOD VERY GOOD EXCELLENT - 100%

4. How would you rate the course dinner?  
ADEQUATE GOOD VERY GOOD EXCELLENT - 100%
5. How could the course be improved?

- - Excellent all-round day.
- - Thank you for an excellent course.
- - No suggestions for improvement. This was very worthwhile, and I am grateful

for the opportunity to attend. Thank you.

- - Overall, very good. Little I would change.
- - Fantastic course. Could we please have copies of the presentations.
- - Lovely educational but informal environment. Really useful. Thank you!
- - Nothing, keep exactly as is. Excellent location and faculty.
- - Excellent course. The one we didn't know we needed.

- - Excellent course, fantastic topics and an amazing venue.
- - All the topics were very useful. Faculty was excellent.
- - Overall, an excellent course. The trainee presentations felt rushed and I

would have liked some tips on how they should be structured/the important things to mention (hot topics, etc.).

- - Well run course. Excellent facilities and organization.
  - - Extremely useful course.
  - - A session on how to deal with medico-legal issues in more depth (conflict resolution, complaints, coroner's court, etc).
  - - Would be useful to provide a list of essential knowledge for interviews; things you would expect an interview candidate to talk coherently about outside of clinical practice.
  - - Provide a list of resources like online links to reference material.
  - - Introduction on how to conduct a good interview. What key areas should we cover.
- 
- - How to make the application. What to put on the application form.